

WT-T4G

250 LB / 115 KG

*The heaviest piece when disassembled
only 30 lb / 14 kg !*

Available Colors : ■ Red 11 ■ Blue 51 ■ Silver 71

- * Flat free solid tire
- * Drop & Drive: autpower connection
- * On-board/Off board charge available
- * Swivel seat
- * Optional: pull-type handlebar, fish-on seat
- * Up to 4 mph / 6.4 kph



● Streamlined control panel design










NEW









● Multi-angle adjustable tiller



Dimensions (mm / inch)

Length	Width	Height	Wheel Base	Seat Width	Seat Depth	Back Height	Seat Height from Deck	Seat Height from Ground
 1035 40.7	 490 19.3	 915 36	 775 30.5	 420 16.5	 390 15.4	 350 13.8	 380 ~ 430 15.0 ~ 17.0	 480 ~ 530 18.9 ~ 20.9

Weight (kg / lb)

Base Section	Rear Section	Battery x 2	Seat	Total Weight W/ Battery	Capacity
 14 30.8	 11.2 24.6	 12 Ah 9.7 21.3	 6 13.2	 45 99.0	 115 250

Specification

Max. Speed	Up to 6.4 kph	Up to 4 mph
Ground Clearance	55 mm	2.2"
Front Tire (Solid Tire)	50mm X 200 mm	2" X 7.5"
Rear Tire (Solid Tire)	50mm X 200 mm	2" X 7.5"
Cruise Range	8 ~ 10 km	5 ~ 6.5 mph
Turning Radius	1345 mm	53"
Incline Capability	8°	8°
Battery	12 V 12 Ah X 2	12 V 12 Ah X 2
Charger Capacity	2A Off-Board	2A Off-Board

Due to WU'S commitment to constant improvement, we reserve the right to alter specifications without prior notice.

WU'S TECH CO., LTD.

FDA CE ISO 9001 ISO 13485 

3F, NO. 112, CHUNG SHAN N. RD., SEC.2, TAIPEI, TAIWAN, R.O.C.

TEL : 886-2-2541-3253

FAX : 886-2-2536-7575

http : //www.wustech.com.tw

E-mail : medical@eurotai.com