


Available Colors :  Wine Red  Silver Black

- Folding Rear Wheel Drive Power Chair
- Removable battery packs
- Foldable seat back with safety belt and foot belt

MAMBO

116/118/120










300 LBS / 138 KGS







OPTIONAL



Dimension (mm / inch) - Mambo 120

Length	Width	Height	Wheel Base	Seat Width	Seat Depth	Back Height	Seat Height from Deck	Seat Height from Ground
 1120 44	 660 26	 990 39	 550 21.7	 510 20	 450 17.7	 480 18.9	 380 15	 510 20

Weight (kgs / lbs) - Mambo 120

Base Section	Battery x 2	Total Weight W / Battery	Capacity
 41.5 91.3	 34 Ah 25.8 56.8	 67.3 148.1	 138 300

Specification

	Mambo 116		Mambo 118		Mambo 120	
Speed Range	6.4 km / h	4 mph	6.4 km / h	4 mph	6.4 km / h	4 mph
Drive Wheel	3.7" x 8"	3.7" x 8"	3.7" x 8"	3.7" x 8"	3.7" x 8"	3.7" x 8"
Caster Wheel	8" x 12-1/2"	8" x 12-1/2"	8" x 12-1/2"	8" x 12-1/2"	8" x 12-1/2"	8" x 12-1/2"
Ground Clearance	110 mm	4.3"	110 mm	4.3"	110 mm	4.3"
Turning Radius	510 mm	20"	510 mm	20"	560 mm	22"
Incline Capability	8°	8°	8°	8°	8°	8°
Battery	34 Ah x 2	34 Ah x 2	34 Ah x 2	34 Ah x 2	34 Ah x 2	34 Ah x 2
Motor	200 w x 2	200 w x 2	200 w x 2	200 w x 2	320 w x 2	320 w x 2
Controller	PG VSI 50(70)A	PG VSI 50(70)A	PG VSI 50(70)A	PG VSI 50(70)A	PG VSI 50(70)A	PG VSI 50(70)A

● Due to WU'S commitment to constant improvement, we reserve the right to alter specifications without prior notice.

WU'S TECH CO., LTD.

FDA CE ISO 9001 ISO 13485 

3F, NO. 112, CHUNG SHAN N. RD., SEC.2, TAIPEI, TAIWAN, R.O.C.

TEL : 886-2-2541-3253

FAX : 886-2-2536-7575

http : //www.wustech.com.tw

E-mail : service@eurotai.com